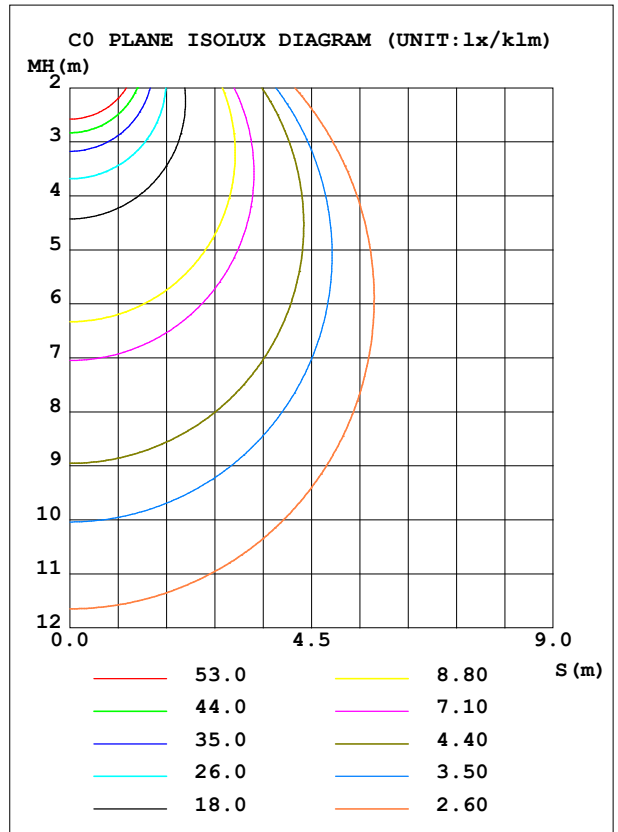
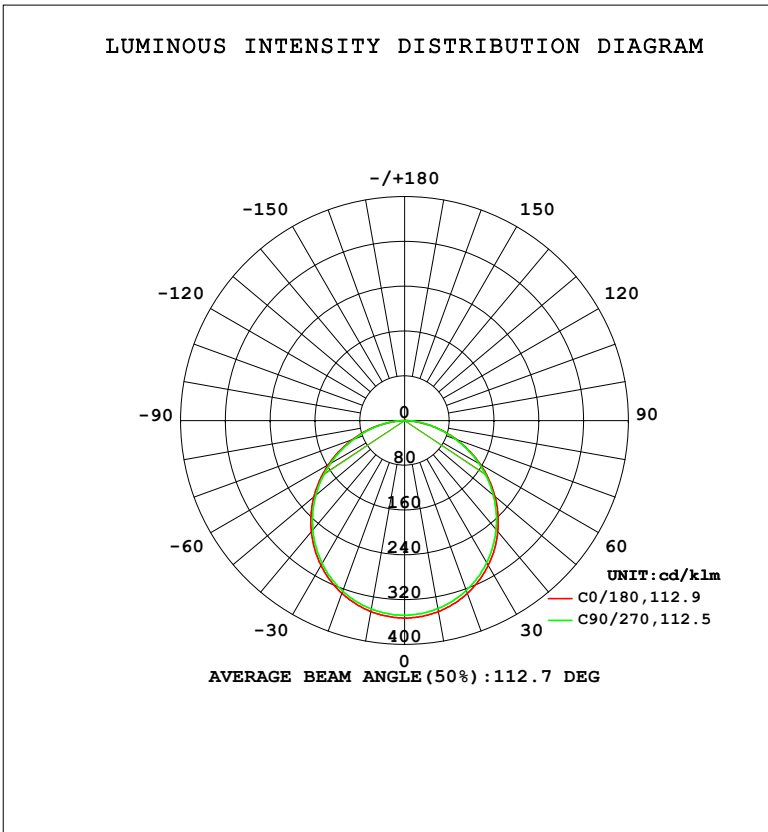


LUMINAIRE PHOTOMETRIC TEST REPORT

Test:U:120.46V I:0.0977A P:11.557W PF:0.9817 Freq:59.98Hz Lamp Flux:760.154x1 lm		
NAME: DLDP-C-4-FR	TYPE:	WEIGHT:
SPEC.: 2700K	DIM.:	SERIAL No.:
MFR.:	SUR.:	Shielding Angle:

DATA OF LAMP		PHOTOMETRIC DATA				Eff: 65.77 lm/W
MODEL	DLDP-C-4-FR	I _{max} (cd/klm)	352.7	S/MH (C0/180)	1.26	
NOMINAL POWER (W)	12	LOR (%)	100.0	S/MH (C90/270)	1.26	
RATED VOLTAGE (V)	120.0	TOTAL FLUX (lm/klm)	1000.0	η UP, DN (C0-180)	0.0, 50.0	
NOMINAL FLUX (lm)	760.154	CIE CLASS	DIRECT	η UP, DN (C180-360)	0.0, 50.0	
LAMPS INSIDE	1	η up (%)	0.0	CIBSE SHR NOM	1.25	
TEST VOLTAGE (V)	120	η down (%)	100.0	CIBSE SHR MAX	1.35	



C Range: 0 - 360DEG
 C Interval: 22.5DEG
 Test Speed: HIGH
 Temperature: 25.3 °C
 Operators:
 Test Date: 2024-10-07

γ Range: 0 - 90DEG
 γ Interval: 0.5DEG
 Test System: EVERFINE GO-2000B_V1 SYSTEM V2.00.479
 Humidity: 65.0%
 Test Distance: 10.000m [K=1.0000]
 Remarks:

ZONAL FLUX DIAGRAM

ZONAL FLUX DIAGRAM:

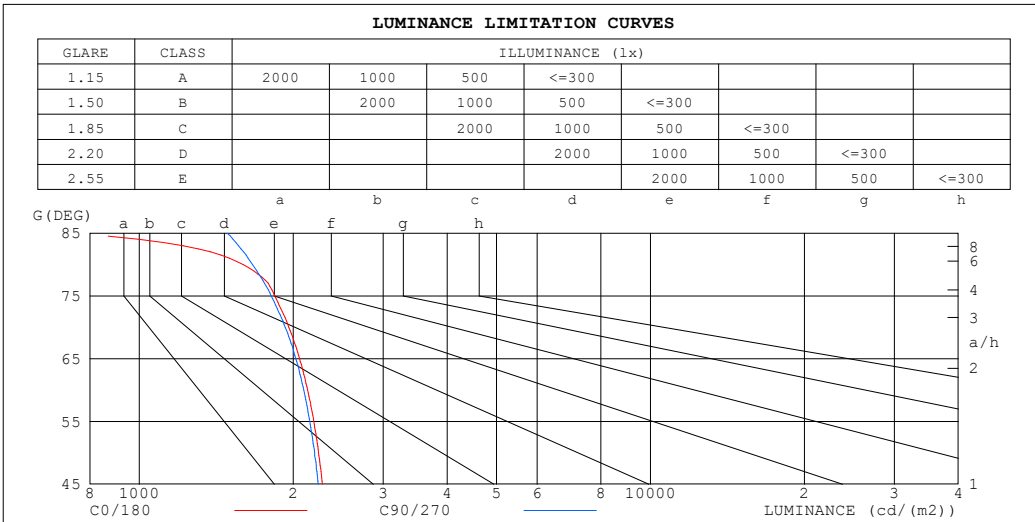
γ	C0	C45	C90	C135	C180	C225	C270	C315	γ	Φ zone	Φ total	%lum,lamp
10	346.5	343.3	341.0	339.7	346.4	343.7	341.9	340.6	0- 10	32.98	32.98	3.3,3.3
20	328.4	325.2	322.8	321.4	328.3	325.8	324.1	322.9	10- 20	94.51	127.5	12.7,12.7
30	298.8	295.8	293.4	292.1	298.9	296.7	294.9	293.9	20- 30	143.4	270.9	27.1,27.1
40	259.2	256.5	254.4	253.3	259.4	257.0	255.2	254.6	30- 40	173.0	443.9	44.4,44.4
50	210.7	208.5	206.9	206.3	211.5	209.2	207.1	207.1	40- 50	179.6	623.5	62.3,62.3
60	156.0	154.4	153.3	153.1	157.1	154.7	152.8	153.1	50- 60	162.4	785.8	78.6,78.6
70	98.02	97.03	96.44	96.64	99.26	97.20	95.46	96.14	60- 70	124.3	910.1	91,91
80	40.55	41.92	42.26	41.90	41.17	41.79	41.24	41.42	70- 80	72.74	982.8	98.3,98.3
90	0.7490	0.7307	0.7490	0.7124	0.5389	0.5115	0.5298	0.5206	80- 90	17.19	1000	100,100
100									90-100			
110									100-110			
120									110-120			
130									120-130			
140									130-140			
150									140-150			
160									150-160			
170									160-170			
180									170-180			
DEG	LUMINOUS INTENSITY:cd/klm									UNIT:lm/klm		

C Range: 0 - 360DEG
 C Interval: 22.5DEG
 Test Speed: HIGH
 Temperature:25.3℃
 Operators:
 Test Date:2024-10-07

γ Range: 0 - 90DEG
 γ Interval: 0.5DEG
 Test System:EVERFINE GO-2000B_V1 SYSTEM V2.00.479
 Humidity:65.0%
 Test Distance:10.000m [K=1.0000]
 Remarks:

LUMINANCE LIMITATION CURVES

Test:U:120.46V I:0.0977A P:11.557W PF:0.9817 Freq:59.98Hz Lamp Flux:760.154x1 lm		
NAME: DLDP-C-4-FR	TYPE:	WEIGHT:
SPEC.: 2700K	DIM.:	SERIAL No.:
MFR.:	SUR.:	Shielding Angle:



LUMINANCE cd/(m2)		
G (DEG)	C0/180	C90/270
85	714	1485
80	1598	1665
75	1841	1811
70	1961	1929
65	2058	2022
60	2135	2098
55	2194	2156
50	2242	2202
45	2282	2239

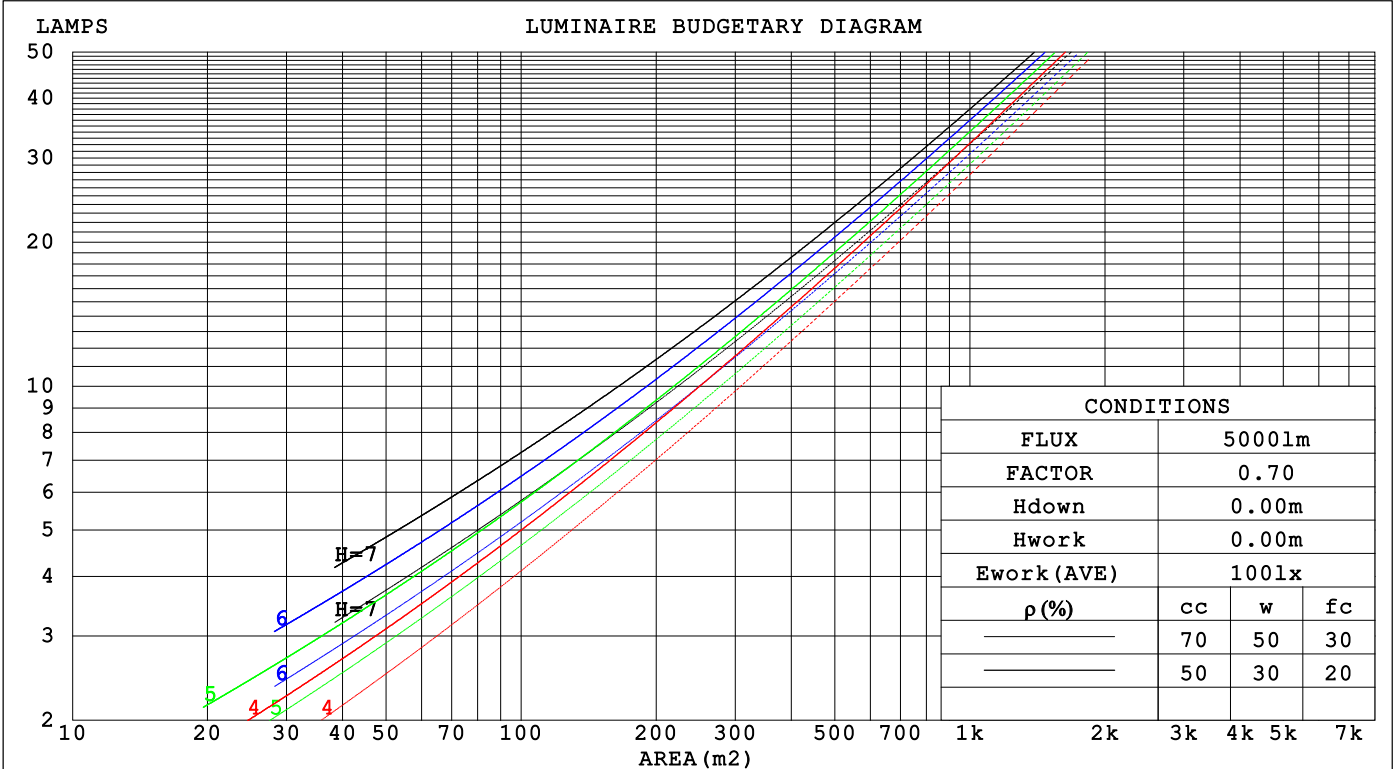
C Range: 0 - 360DEG
 C Interval: 22.5DEG
 Test Speed: HIGH
 Temperature:25.3 °C
 Operators:
 Test Date:2024-10-07

γ Range: 0 - 90DEG
 γ Interval: 0.5DEG
 Test System:EVERFINE GO-2000B_V1 SYSTEM V2.00.479
 Humidity:65.0%
 Test Distance:10.000m [K=1.0000]
 Remarks:

CU AND LUMINAIRE BUDGETARY ESTIMATE DIAGRAM

Test:U:120.46V I:0.0977A P:11.557W PF:0.9817 Freq:59.98Hz Lamp Flux:760.154x1 lm		
NAME: DLDP-C-4-FR	TYPE:	WEIGHT:
SPEC.: 2700K	DIM.:	SERIAL No.:
MFR.:	SUR.:	Shielding Angle:

ρ_{cc}	80%			70%			50%			30%			10%			0
ρ_w	50%	30%	10%	50%	30%	10%	50%	30%	10%	50%	30%	10%	50%	30%	10%	0
ρ_{fc}	20%			20%			20%			20%			20%			0
RCR	RCR:Room Cavity Ratio Coefficients of Utilization(CU)															
0.0	1.19	1.19	1.19	1.16	1.16	1.16	1.11	1.11	1.11	1.06	1.06	1.06	1.02	1.02	1.02	1.00
1.0	1.04	.00	.96	1.02	.98	.94	.97	.94	.91	.93	.91	.88	.90	.88	.86	.84
2.0	.90	.83	.78	.88	.82	.77	.85	.80	.75	.82	.77	.73	.79	.75	.72	.69
3.0	.79	.71	.64	.78	.70	.64	.75	.68	.63	.72	.66	.62	.69	.65	.61	.58
4.0	.70	.61	.54	.69	.61	.54	.66	.59	.53	.64	.58	.53	.62	.56	.52	.50
5.0	.63	.54	.47	.61	.53	.47	.59	.52	.46	.57	.51	.46	.55	.50	.45	.43
6.0	.56	.47	.41	.55	.47	.41	.54	.46	.40	.52	.45	.40	.50	.44	.40	.37
7.0	.51	.42	.36	.50	.42	.36	.49	.41	.36	.47	.40	.35	.46	.40	.35	.33
8.0	.47	.38	.32	.46	.38	.32	.45	.37	.32	.43	.37	.32	.42	.36	.31	.29
9.0	.43	.34	.29	.42	.34	.29	.41	.34	.29	.40	.33	.28	.39	.33	.28	.26
10.0	.39	.31	.26	.39	.31	.26	.38	.31	.26	.37	.30	.26	.36	.30	.26	.24



C Range: 0 - 360DEG
 C Interval: 22.5DEG
 Test Speed: HIGH
 Temperature:25.3°C
 Operators:
 Test Date:2024-10-07

γ Range: 0 - 90DEG
 γ Interval: 0.5DEG
 Test System:EVERFINE GO-2000B_V1 SYSTEM V2.00.479
 Humidity:65.0%
 Test Distance:10.000m [K=1.0000]
 Remarks:

WEC AND CCEC

Test:U:120.46V I:0.0977A P:11.557W PF:0.9817 Freq:59.98Hz		
Lamp Flux:760.154x1 lm		
NAME: DLDP-C-4-FR	TYPE:	WEIGHT:
SPEC.: 2700K	DIM.:	SERIAL No.:
MFR.:	SUR.:	Shielding Angle:

ρ _{CC}	80%			70%			50%			30%			10%			0
ρ _w	50%	30%	10%	50%	30%	10%	50%	30%	10%	50%	30%	10%	50%	30%	10%	0
ρ _{fc}	20%			20%			20%			20%			20%			0
RCR	RCR:Room Cavity Ratio						Wall Exitance Coefficients(WEC)									
0.0																
1.0	.310	.176	.056	.303	.173	.055	.289	.166	.053	.277	.160	.051	.266	.154	.050	
2.0	.292	.160	.049	.286	.158	.049	.274	.153	.047	.264	.148	.046	.254	.143	.045	
3.0	.271	.144	.043	.265	.142	.043	.255	.138	.042	.245	.134	.041	.236	.131	.040	
4.0	.250	.130	.038	.245	.128	.038	.236	.125	.037	.227	.122	.037	.219	.119	.036	
5.0	.231	.118	.034	.227	.116	.034	.218	.114	.033	.211	.111	.033	.204	.109	.033	
6.0	.214	.107	.031	.210	.106	.031	.203	.104	.030	.196	.102	.030	.190	.100	.030	
7.0	.199	.098	.028	.196	.098	.028	.189	.096	.028	.183	.094	.027	.178	.092	.027	
8.0	.186	.091	.026	.183	.090	.025	.177	.089	.025	.172	.087	.025	.167	.086	.025	
9.0	.174	.084	.024	.172	.084	.023	.166	.082	.023	.161	.081	.023	.157	.080	.023	
10.0	.164	.079	.022	.161	.078	.022	.157	.077	.022	.152	.076	.021	.148	.074	.021	

ρ _{CC}	80%			70%			50%			30%			10%			0
ρ _w	50%	30%	10%	50%	30%	10%	50%	30%	10%	50%	30%	10%	50%	30%	10%	0
ρ _{fc}	20%			20%			20%			20%			20%			0
RCR	RCR:Room Cavity Ratio						Ceiling Cavity Exitance Coefficients(CCEC)									
0.0	.190	.190	.190	.163	.163	.163	.111	.111	.111	.064	.064	.064	.020	.020	.020	
1.0	.180	.156	.134	.154	.134	.116	.106	.092	.080	.061	.053	.047	.019	.017	.015	
2.0	.172	.132	.098	.148	.114	.085	.101	.079	.059	.058	.046	.035	.019	.015	.011	
3.0	.165	.114	.074	.141	.099	.064	.097	.069	.045	.056	.040	.027	.018	.013	.009	
4.0	.157	.101	.058	.135	.087	.051	.093	.061	.036	.054	.036	.021	.017	.012	.007	
5.0	.150	.091	.047	.128	.078	.041	.088	.055	.029	.051	.032	.017	.017	.010	.006	
6.0	.142	.082	.039	.122	.071	.034	.084	.050	.024	.049	.029	.014	.016	.010	.005	
7.0	.136	.075	.033	.117	.065	.029	.081	.046	.020	.047	.027	.012	.015	.009	.004	
8.0	.129	.070	.029	.111	.060	.025	.077	.042	.018	.045	.025	.011	.014	.008	.003	
9.0	.123	.065	.025	.106	.056	.022	.073	.039	.016	.043	.023	.009	.014	.008	.003	
10.0	.117	.060	.022	.101	.052	.020	.070	.037	.014	.041	.022	.008	.013	.007	.003	

C Range: 0 - 360DEG
 C Interval: 22.5DEG
 Test Speed: HIGH
 Temperature:25.3℃
 Operators:
 Test Date:2024-10-07

γ Range: 0 - 90DEG
 γ Interval: 0.5DEG
 Test System:EVERFINE GO-2000B_V1 SYSTEM V2.00.479
 Humidity:65.0%
 Test Distance:10.000m [K=1.0000]
 Remarks:

UGR(Unified Glare Rating) Table

Test:U:120.46V I:0.0977A P:11.557W PF:0.9817 Freq:59.98Hz										
Lamp Flux:760.154x1 lm										
NAME: DLDP-C-4-FR				TYPE:				WEIGHT:		
SPEC.: 2700K				DIM.:				SERIAL No.:		
MFR.:				SUR.:				Shielding Angle:		
ceiling/cavity	0.7	0.7	0.5	0.5	0.3	0.7	0.7	0.5	0.5	0.3
walls	0.5	0.3	0.5	0.3	0.3	0.5	0.3	0.5	0.3	0.3
working plane	0.2	0.2	0.2	0.2	0.2	0.2	0.2	0.2	0.2	0.2
Room dimensions	Viewed crosswise					Viewed endwise				
x = 2H y = 2H	16.6	18.1	16.9	18.3	18.5	16.5	18.1	16.8	18.3	18.5
3H	18.1	19.6	18.4	19.8	20.0	18.1	19.5	18.4	19.7	19.9
4H	18.8	20.1	19.1	20.4	20.6	18.7	20.0	19.0	20.3	20.5
6H	19.2	20.5	19.5	20.7	21.0	19.2	20.4	19.5	20.7	21.0
8H	19.3	20.5	19.7	20.8	21.1	19.3	20.5	19.6	20.8	21.1
12H	19.3	20.5	19.7	20.8	21.1	19.4	20.6	19.8	20.9	21.2
4H 2H	17.2	18.5	17.5	18.8	19.1	17.1	18.5	17.5	18.7	19.0
3H	18.9	20.1	19.3	20.4	20.7	18.9	20.1	19.2	20.3	20.7
4H	19.7	20.8	20.1	21.1	21.4	19.6	20.7	20.0	21.0	21.4
6H	20.3	21.2	20.7	21.6	21.9	20.2	21.2	20.6	21.5	21.9
8H	20.4	21.3	20.8	21.7	22.1	20.4	21.3	20.9	21.7	22.1
12H	20.5	21.3	20.9	21.7	22.1	20.6	21.4	21.0	21.8	22.2
8H 4H	20.0	20.9	20.4	21.2	21.6	19.9	20.8	20.3	21.2	21.6
6H	20.7	21.4	21.1	21.8	22.3	20.7	21.4	21.1	21.8	22.2
8H	20.9	21.6	21.4	22.0	22.4	21.0	21.6	21.4	22.0	22.5
12H	21.0	21.6	21.5	22.0	22.5	21.2	21.8	21.7	22.2	22.7
12H 4H	20.0	20.8	20.4	21.2	21.6	19.9	20.7	20.4	21.1	21.5
6H	20.7	21.4	21.2	21.8	22.3	20.7	21.4	21.2	21.8	22.3
8H	21.0	21.6	21.5	22.0	22.5	21.1	21.6	21.5	22.1	22.5
Variations with the observer position at spacings(CIE Pub.117):										
S = 1.0H	+ 0.1 / - 0.2					+ 0.1 / - 0.2				
1.5H	+ 0.2 / - 0.3					+ 0.2 / - 0.3				
2.0H	+ 0.2 / - 0.3					+ 0.1 / - 0.3				

CIE Pub.117, 760.2 lm Total Lamp Luminous Flux Correct (8log(F/F0) = -1.0)
 Area: 0.111111 m2

C Range: 0 - 360DEG	γ Range: 0 - 90DEG
C Interval: 22.5DEG	γ Interval: 0.5DEG
Test Speed: HIGH	Test System:EVERFINE GO-2000B_V1 SYSTEM V2.00.479
Temperature:25.3℃	Humidity:65.0%
Operators:	Test Distance:10.000m [K=1.0000]
Test Date:2024-10-07	Remarks:

UTILIZATION FACTORS TABLE

Test:U:120.46V I:0.0977A P:11.557W PF:0.9817 Freq:59.98Hz Lamp Flux:760.154x1 lm		
NAME: DLDP-C-4-FR	TYPE:	WEIGHT:
SPEC.: 2700K	DIM.:	SERIAL No.:
MFR.:	SUR.:	Shielding Angle:

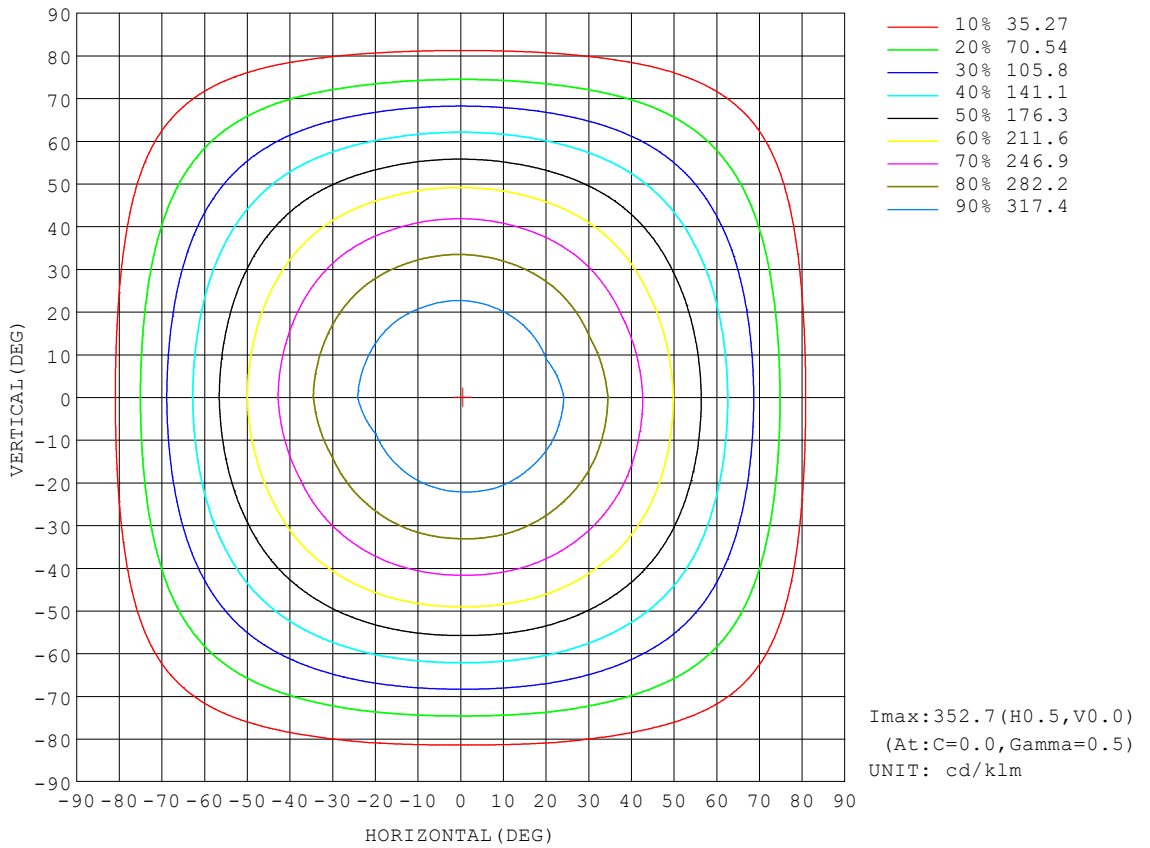
REFLECTANCE										
Ceiling	0.8	0.8	0.8	0.7	0.7	0.7	0.5	0.5	0.5	0
Walls	0.7	0.5	0.3	0.7	0.5	0.3	0.7	0.5	0.3	0
Working plane	0.2	0.2	0.2	0.2	0.2	0.2	0.2	0.2	0.2	0
ROOM INDEX	UTILIZATION FACTORS (PERCENT) $k(RI) \times RCR = 5$									
k = 0.60	57	46	39	57	46	39	55	45	38	32
0.80	67	56	48	66	55	48	65	55	48	41
1.00	76	65	57	75	64	57	72	66	57	49
1.25	83	72	65	82	72	65	79	70	64	57
1.50	88	78	71	86	77	71	83	75	69	62
2.00	95	86	80	93	85	79	90	83	78	70
2.50	99	91	85	97	90	84	93	87	82	74
3.00	102	95	90	100	94	89	96	91	87	78
4.00	106	101	96	104	99	94	100	95	92	83
5.00	109	104	100	106	102	98	102	98	95	86
ROOM INDEX	UF(total)									Direct
According to DIN EN 13032-2 2004			Suspended				SHRNOM = 1.25			

C Range: 0 - 360DEG
 C Interval: 22.5DEG
 Test Speed: HIGH
 Temperature:25.3°C
 Operators:
 Test Date:2024-10-07

γ Range: 0 - 90DEG
 γ Interval: 0.5DEG
 Test System:EVERFINE GO-2000B_V1 SYSTEM V2.00.479
 Humidity:65.0%
 Test Distance:10.000m [K=1.0000]
 Remarks:

ISOCANDELA DIAGRAM

Test:U:120.46V I:0.0977A P:11.557W PF:0.9817 Freq:59.98Hz Lamp Flux:760.154x1 lm		
NAME: DLDP-C-4-FR	TYPE:	WEIGHT:
SPEC.: 2700K	DIM.:	SERIAL No.:
MFR.:	SUR.:	Shielding Angle:




C Range: 0 - 360DEG
 C Interval: 22.5DEG
 Test Speed: HIGH
 Temperature:25.3℃
 Operators:
 Test Date:2024-10-07

γ Range: 0 - 90DEG
 γ Interval: 0.5DEG
 Test System:EVERFINE GO-2000B_V1 SYSTEM V2.00.479
 Humidity:65.0%
 Test Distance:10.000m [K=1.0000]
 Remarks:

AAI Figure

Test:U:120.46V I:0.0977A P:11.557W PF:0.9817 Freq:59.98Hz Lamp Flux:760.154x1 lm		
NAME: DLDP-C-4-FR	TYPE:	WEIGHT:
SPEC.: 2700K	DIM.:	SERIAL No.:
MFR.:	SUR.:	Shielding Angle:



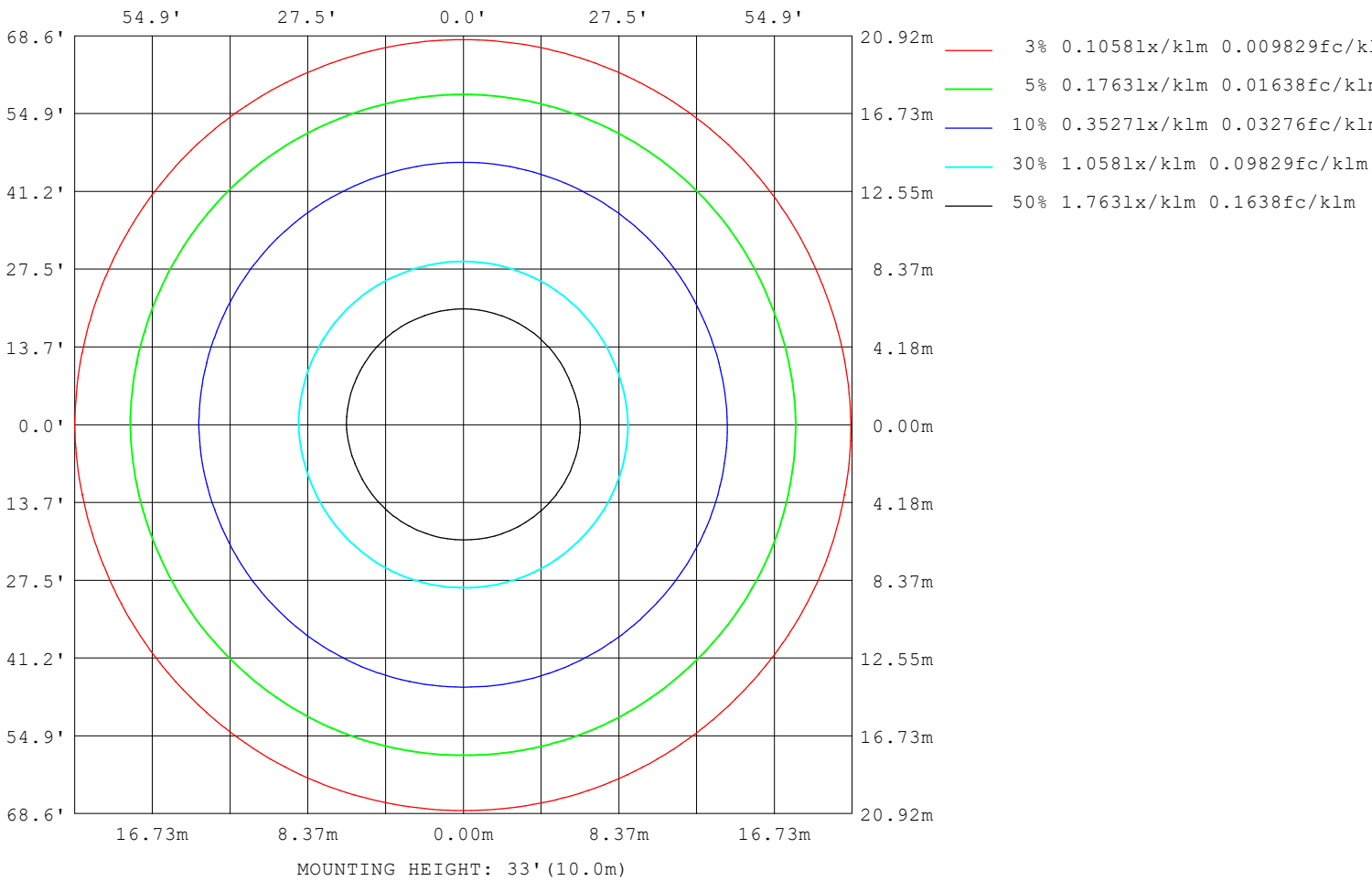
Note: The Curves indicate the illuminated area and the average illumination when the luminaire is at different distance.

C Range: 0 - 360DEG
 C Interval: 22.5DEG
 Test Speed: HIGH
 Temperature: 25.3 °C
 Operators:
 Test Date: 2024-10-07

γ Range: 0 - 90DEG
 γ Interval: 0.5DEG
 Test System: EVERFINE GO-2000B_V1 SYSTEM V2.00.479
 Humidity: 65.0%
 Test Distance: 10.000m [K=1.0000]
 Remarks:

ISOLUX DIAGRAM

Test:U:120.46V I:0.0977A P:11.557W PF:0.9817 Freq:59.98Hz Lamp Flux:760.154x1 lm		
NAME: DLDP-C-4-FR	TYPE:	WEIGHT:
SPEC.: 2700K	DIM.:	SERIAL No.:
MFR.:	SUR.:	Shielding Angle:



C Range: 0 - 360DEG
 C Interval: 22.5DEG
 Test Speed: HIGH
 Temperature:25.3°C
 Operators:
 Test Date:2024-10-07

γ Range: 0 - 90DEG
 γ Interval: 0.5DEG
 Test System:EVERFINE GO-2000B_V1 SYSTEM V2.00.479
 Humidity:65.0%
 Test Distance:10.000m [K=1.0000]
 Remarks:

LED Avg.L Report

Test:U:120.46V I:0.0977A P:11.557W PF:0.9817 Freq:59.98Hz Lamp Flux:760.154x1 lm		
NAME: DLDP-C-4-FR	TYPE:	WEIGHT:
SPEC.: 2700K	DIM.:	SERIAL No.:
MFR.:	SUR.:	Shielding Angle:

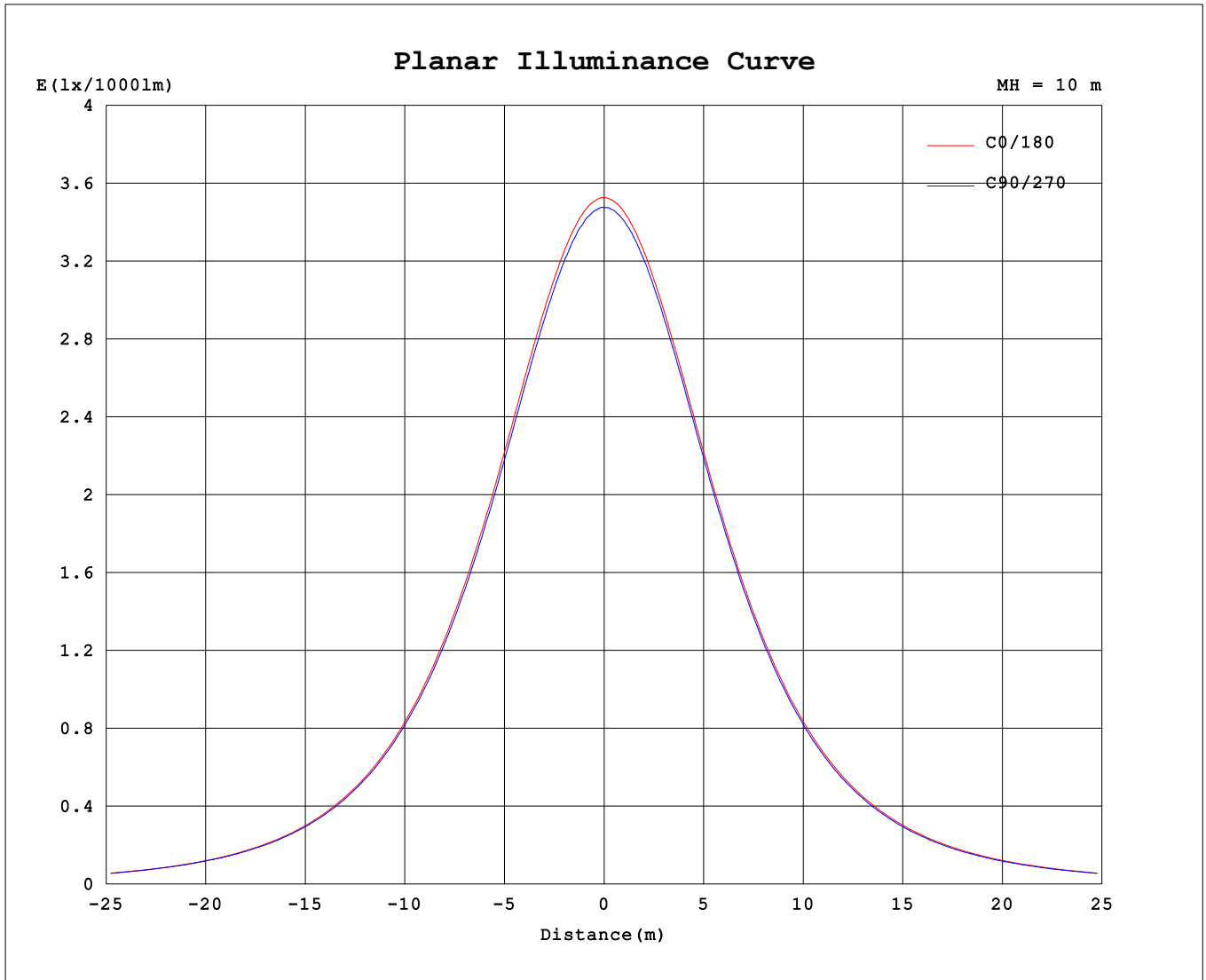
AvgL	cd/m2
L_0~180 (65) av	2067
L_0~180 (75) av	1856
L_0~180 (85) av	725
L_90~270 (65) av	2016
L_90~270 (75) av	1797
L_90~270 (85) av	1450
L_45 (65) av	2030
L_45 (75) av	1817
L_45 (85) av	1003

Standard: GB/T 29293-2012

C Range: 0 - 360DEG
 C Interval: 22.5DEG
 Test Speed: HIGH
 Temperature:25.3℃
 Operators:
 Test Date:2024-10-07

γ Range: 0 - 90DEG
 γ Interval: 0.5DEG
 Test System:EVERFINE GO-2000B_V1 SYSTEM V2.00.479
 Humidity:65.0%
 Test Distance:10.000m [K=1.0000]
 Remarks:

Planar Illuminance Curve



C Range: 0 - 360DEG
 C Interval: 22.5DEG
 Test Speed: HIGH
 Temperature: 25.3 °C
 Operators:
 Test Date: 2024-10-07

γ Range: 0 - 90DEG
 γ Interval: 0.5DEG
 Test System: EVERFINE GO-2000B_V1 SYSTEM V2.00.479
 Humidity: 65.0%
 Test Distance: 10.000m [K=1.0000]
 Remarks:

